





CONTACT TESTER

CONTACT VOLTAGE DETECTOR

- Models CT: with ON/OFF/TEST switch.
- Models CT/SB: "STAND BY" - without ON/OFF/TEST switch.
- Models CT/CSU: attached to an insulating **RITZGLAS**[®] element, to test and operate switches simultaneously.



TRADITIONAL MODEL (CT)



"STAND BY" MODEL (CT/SB)



IDT-029I-08

CONTACT TESTER CONTACT VOLTAGE DETECTOR

The CONTACT TESTER is a contact voltage detector AC, that should be used ONLY with a Hot Stick or Grip-All-Stick. Its electronic circuit of updated conception provides reliable and accurate indications, through visual and sound warnings.

The CONTACT TESTER is indispensable when performing maintenance in AC systems (transmission lines, distribution lines, substations, cubicles a.s.o.), so that the lineman can be sure that the working place is de-energized, permitting the installation of the temporary grounding equipment, which will guarantee the necessary safety to perform the maintenance.

The ROUND design provides for a light-weight equipment, besides allowing a better visualization of the place to be tested.

CT - TRADITIONAL MODELS - provided with ON/OFF/TEST switch.

MODEL	RANGE	VOLTAGE	COLOR	STANDARD
CT 0,7-1	70 V to 1 kV	Low	Brown	-----
CT 2-6	2kV to 6 kV	Medium	Orange	IEC 61243-1
CT 5-15	5kV to 15 kV	Medium	Orange	IEC 61243-1
CT 12-36	12kV to 36kV	Medium	Orange	IEC 61243-1
CT 25-70	25kV to 70kV	Medium/High	Black	-----
CT 60-170	60kV to 170kV	High	Black	-----



CT/SB - "STAND BY" MODELS - without ON/OFF/TEST switch.

All testers above 1 kV can be provided with "STAND BY" system (AUTOMATIC SHUT-DOWN if the tester stands still for over 2 minutes), ALWAYS READY FOR IMMEDIATE USE, with low-consumption circuit (battery working life in stand-by is approximately 2 years). Add "SB" to the Cat. no. E.g.: CT 12-36/SB.


CT/CSU - TO PERFORM THE VOLTAGE PRESENCE DETECTION AND OPERATE CUTOUT SWITCHES SIMULTANEOUSLY.

All the testers above can be mounted on a RITZGLAS® insulating element, which has in one of the ends an universal head CS-U, to attach to the HOT STICK and in its other end, optionally, an universal head CS-U or a permanent operation head, to be specified.

Add "CSU" to the catalog number.

E.g.: CT-CSU 5-15 (traditional model 5kV to 15 kV)

CT-CSU 12-36/SB ("STAND BY" model 12kV to 36kV).



Note: Models with special voltage ranges can be provided under previous request.

TECHNICAL CHARACTERISTICS:

- Built-in self working test and battery load test.
- Light-weight and resistant Polyethylene housing, with high dielectric strength, avoiding contour discharge.
- Suitable for both indoor and outdoor applications.
- Attachment to a Hot Stick or Grip-all Clamp Stick through an universal head (CS-U).
- Dimensions: Ø 60 x 180mm.
- Approx. weight of the instrument: 0,290 kg.
- Power Source: 9 Vdc Battery.
- Working Frequency: 50/60 HZ.
- Working Temperature: -20 to 55 °C.
- Double Indication: Extremely bright Visual Warning LED's and alarm with sound pressure of 80 dB ± 1. (at 1 m distance).

Since RITZ has a policy of continuous product improvement, we reserve the right to change design and specifications informed herein without advance notice.



RITZ DO BRASIL S.A.

Sucessora da RITZ-CHANCE

Rod. BR 381 - Km 430 - CP.: 54 - CEP.: 32530-000
Betim - Minas Gerais - Brazil

Fone: (+55 31) 3539.7054 - Fax: (+55 31) 3539.7120

e-mail: exportacao@ritzbrasil.com.br

home page: www.ritzbrasil.com

